



Grid for writing the hiragana character 'め' (me).

め



Grid for writing the hiragana character 'り' (ri).

り

かいたら よみましょう。

Vertical column of six boxes for practicing the hiragana character 'あ' (a). The top box shows stroke order: 1 (vertical line down), 2 (top curve), 3 (bottom curve). The following boxes contain a faded 'あ' for tracing.



Grid for writing the hiragana character 'り' (ri).

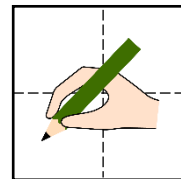
り



つ

Grid for writing the hiragana character 'つ' (tsu).

かいたら よみましょう。



ひらがなを かきましょう。

Vertical column of six boxes for practicing the hiragana character 'の' (no). The top box shows stroke order: 1 (top curve). The following boxes contain a faded 'の' for tracing.

ひらがな  
エース

(10)  
めの  
ぬあ

なまえ

がつ

にち

の

まとめ

り

あ

め

め

が

ね

ぬ

り

え



Blank writing box with a vertical dashed line and a horizontal dashed line.

り

え

た



Blank writing box with a vertical dashed line and a horizontal dashed line.

き

かいたら よみましょう。

ぬ

ぬ

ぬ

ぬ

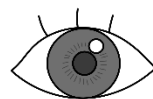
Blank writing box with a vertical dashed line and a horizontal dashed line.



Blank writing box with a vertical dashed line and a horizontal dashed line.

が

ね



Blank writing box with a vertical dashed line and a horizontal dashed line.

かいたら よみましょう。

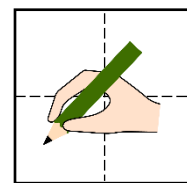
め

め

め

め

Blank writing box with a vertical dashed line and a horizontal dashed line.



ひらがなを かきましょう。